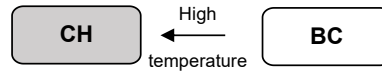


CH Series

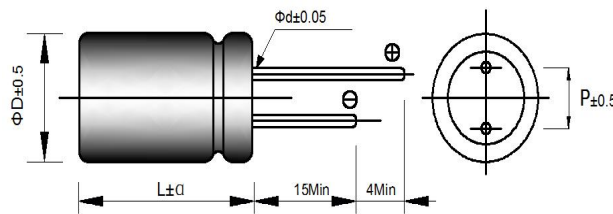
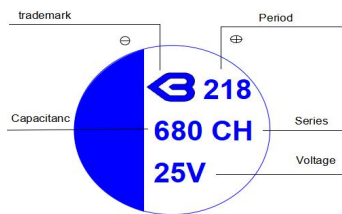
- Low impedance, high ripple, high temperature resistant
- Load life of 2000 hours at 125°C
- RoHS Compliant



◆ Specifications

Items	Characteristics					
Category	-55 ~ +125°C					
Temperature Range	-55 ~ +125°C					
Rated Voltage Range	2.5 ~ 63V					
Capacitance tolerance	±20%(M) (at 20°C,120Hz)					
Leakage Current	I≤0.2CV or 500μA (The bigger) After 2 minutes applied for rated voltage at 20°C, less than or equal to the specified value.					
tanδ	Rated voltage (V)	2.5~4	6.3	10~16	20~63	(at 20°C,120Hz)
Dissipation Factor	tanδ (Max.)	0.18	0.15	0.12	0.15	
Low Temperature Characteristics (Max.Impedance Ratio)	Z(-25°C)/Z(+20°C)	≤1.25			(100KHz)	
	Z(-55°C)/Z(+20°C)	≤1.25				
Endurance	The specifications listed below shall be met when the capacitors are restored to 20°C after the rated voltage is applied for 2000 hours at 125°C					
	Appearance	No significant damage				
	Capacitance change	≅ ±20% of the initial value				
	D.F.(tanδ)	≅ 150% of the specified value				
	ESR	≅ 150% of the specified value				
	Leakage current	≅ The specified value				
Damp Heat (Steady State)	The specifications listed below shall be met when the capacitors are restored to 20°C after the rated voltage is applied for 1000 hours at 60°C, 90%~ 95% RH.					
	Appearance	No significant damage				
	Capacitance change	≅ ±20% of the initial value				
	D.F.(tanδ)	≅ 150% of the specified value				
	ESR	≅ 150% of the specified value				
	Leakage current	≅ The specified value				
(Surge Voltage)	Surge Voltage=Rated voltage * 1.15(V) The capacitors shall be subjected to 1,000 cycles each consisting of charge with the surge voltages specified at 15~35°C for 30 seconds through a protective resistor (R=1kΩ) and discharge for 5 minutes 30seconds					
	Appearance	No significant damage				
	Capacitance change	≅ ±20% of the initial value				
	D.F.(tanδ)	≅ 150% of the specified value				
	ESR	≅ 150% of the specified value				
	Leakage current	≅ The specified value				

◆ Dimensions (mm)



ΦD	5	5.5	6.3	8	10
P	2	2.5	2.5	3.5	5
Φd	0.5	0.5	0.5	0.6	0.6
α	L<16mm: 1.0				
	16≅L<30mm: 2.0				
	L≅30mm: 3.0				

CH Series

◆ Standard Ratings

Rated voltage (V)	Rated capacitance(μF)	Case size ΦD*L(mm)	ESR(mΩ) at 20℃,100 KHz	Rated ripple current (mA _{rms} /105℃/100kHz)	Rated ripple current (mA _{rms} /125℃/100kHz)
2.5	560	8*12	13	4600	1510
	820	8*12	13	4600	1510
	1200	10*12	13	5400	1780
4	560	8*12	13	4600	1510
	820	10*12	13	5400	1780
	1200	10*12	13	5400	1780
6.3	180	4.5*9	25	493	160
	470	5.5*9	20	2500	830
	1000	6.3*11	16	3100	1020
7.5	500	6.3*8	18	2100	690
	500	5.5*10	18	2050	680
	680	8*8	15	4300	1410
	820	10*12	12	5400	1780
10	220	8*12	18	4000	1320
	470	8*12	18	4000	1320
	560	10*12	14	5400	1780
	820	8*12	12	5100	1680
	1500	10*12	12	5100	1680
16	180	4.5*12	30	2000	660
	220	6.3*8	28	2800	920
	330	5.5*10	22	3000	990
	470	5.5*11	20	3000	990
	680	6.3*14	16	3300	1090
	1000	8*16	15	4800	1580
20	100	8*12	24	3500	1150
	150	10*12	20	4300	1400
25	220	6.3*8	35	1500	500
	270	5.5*11	28	2300	760
	330	6.3*11	25	2500	830
	390	6.3*13	25	2200	730
	470	6.3*15	25	3000	990
	560	6.3*15	22	3100	1020
	680	8*14	20	3200	1050
	1000	8*16	18	4100	1350
	1500	10*16	16	4900	1610
35	47	6.3*8	40	2500	1000
	100	6.3*8	40	2600	1050
	220	8*12	30	4200	1800
	330	10*12	30	4500	1900
	470	8*16	25	4800	2000
	1000	10*18	16	5400	2300
50	47	6.3*8	40	3000	1200
	68	6.3*11	30	3600	1500
	100	8*12	20	4000	1600
	220	10*12	20	4200	1700
	330	10*16	20	4500	1800
63	33	8*12	30	2500	1000
	47	8*12	30	3000	1200
	100	10*12	30	3300	1300
	150	10*16	20	3800	1500
	220	10*16	18	4200	1800
	330	10*18	18	4400	1900
	470	13*20	18	4600	2000
680	13*25	18	5000	2100	

◆ Rated Ripple Current Coefficient

Frequency(Hz)	120Hz≤f<1kHz	1kHz≤f<10kHz	10kHz≤f<100kHz	100kHz≤f<500kHz
Coefficient	0.05	0.30	0.70	1.00